

LC155



High-speed, convenient, and affordable creative color

A digital multifunction product (MFP) with powerful Fiery® controller options for fast, exceptional, creative color output and efficient workflow in light production environments



Brilliant color from a comprehensive, all-in-one system

The new high-performance Lanier LC155 streamlines the ongoing production-level work demands of busy central reproduction departments and print-for-pay environments. This powerful document imaging system replaces the need for multiple devices and allows you to merge production color, black & white and mixed workflow in one system.

Consistent quality is priority one

The Lanier LC155 employs multiple technologies to deliver consistent color from the first set of prints to the last. Real time adjustments are made throughout the run without any intervention from the user.

The speed you need for any task

The Lanier LC155 delivers an incredible 55 ppm (pages-per-minute) color and 60 ppm black & white. Output complex color, monochrome and mixed jobs with one powerful multi-purpose solution, eliminating the expense of separate devices and the hassle of manual sorting.

Reduced turn-around time, cost-efficient operation and uncompromised throughput continue with standard automatic duplexing that races through two-sided imaging at virtually 100% of the simplex speeds, while reducing paper usage. The standard 100-Sheet Automatic Reversing Document Feeder further enhances productivity by scanning one- or two-sided originals at 45 ipm (images-per-minute) color and 60 ipm black & white.

Color and workflow management

The Lanier LC155 can be configured with either an optional EFI Fiery® E-7000 or E-8000 Print Controller to optimize the system's image quality and engine performance. Both controllers are configured with Adobe® PostScript®3™. In addition to printing, these controllers also support high-quality image scanning for seamless digital document distribution.

The E-7000 Print Controller is a convenient entry-level solution that satisfies a range of in-house color document production needs, while the robust server-based E-8000 Print Controller offers a more extensive menu of productivity tools and graphic capabilities.

Fiery tools make any level user a pro

Fiery ColorWise and ColorWise Pro provide a complete menu of color management and calibration tools for fine tuning color and keeping quality consistent. Users can perform functions with equal ease—whether accurately simulating PANTONE® spot colors, creating output in different file formats and color spaces, or downloading, customizing and saving ICC profiles under separate jobs or clients.





Print color at 55 ppm and black & white at 60 ppm, with duplex at the same speed as simplex.

Command Workstation gives you the flexibility to oversee multiple Fiery-driven devices at once, plus perform productive tasks that include managing print queues, previewing files, load balancing, archiving and reprinting without re-RIPing files for uncompromised throughput. You can also collect data on all your activities so you're always on top of your workflow and time schedules. Even when you're working off site, you can still monitor the printer remotely via the Internet from any PC on your network, thanks to advanced Web Tools.

Bundled utilities Fiery Scan and Fiery Downloader streamline the capturing of images and creation of digital documents, while Fiery NetWise ensures automatic integration of your print controller into any network environment. The optional Fiery Impose software puts complete content control at your fingertips. Build new documents on the controller without needing the original application or additional network transfers. Expand your services to customers by combining pages created by different users, on different platforms and in varying sizes. Or generate new complex documents made from multiple files on the Fiery controller.

Versatile paper handling for jobs of all sizes

A plentiful paper reserve promises virtually uninterrupted production of lengthy jobs, especially when the standard supply is coupled with the 4,000-Sheet Large Capacity Tray to provide a massive 7,400-sheet total. What's more, the LC155's top tray can be reloaded while the system is in use, so production is never halted. When more specialized documents like insurance forms, legal contracts or financial statements are called for on a frequent basis, the LCT can be converted to feed 8.5" x 14" paper.

As special stocks and sizes are integral in your work, the Lanier LC155 is designed to streamline production of these unique jobs with flexible media-handling capabilities. For two-page full-bleed output, you can feed paper up to 12" x 18" in size through the Bypass Tray, as well as the 2nd and 3rd paper trays. Processing covers and inserts is effortless too, as the system can support up to 140 lb. Index. Documents requiring tabs are just as simple to run via the two standard 550-sheet adjustable paper trays, or print right onto tab extensions. When optionally converted to hold ledger-size paper, the dual 1,100-sheet letter-size Tandem Tray accommodates oversized output like spreadsheets.

Produce brilliant, full-color professional documents quickly and cost-effectively with either of the optional EFI Fiery controllers.



Choose from a variety of productive finishers that can collate, staple and produce finished documents with front and back covers.

One-touch finishing for professional results

Professional finishing facilitates in-house production and dramatically enhances the look of documents. Produce stapled reports with covers, full-color bound brochures and other customized materials with a choice of efficient Document Finishers.

Bring full-color newsletters and stylish bound booklets to life in letter, legal or ledger size with the 2,000-Sheet Finisher with Saddle Stitch Stapler, or incorporate either of two 3,000-Sheet Finishers (with a 50- or 100-sheet stapling capacity) to effortlessly collate and staple multi-page documents. Covers that add distinction to reports are seamlessly inserted (after fusing is finished to preserve image quality) by the Cover Interposer. Job output stays clearly divided and neatly organized with the 9-Bin Mailbox option, allowing for easy retrieval of document sets for upcoming meetings.


Consolidated workflow

Because the Lanier LC155 handles high-volume color, black & white and mixed jobs at top speed, you'll no longer waste time separating jobs between systems, or need to outsource color jobs. Now, outstanding high-speed color complements the same reliable, cost-efficient black & white performance you've come to know...with high-yield supplies and long-life consumables that give you even more value.

With the Lanier LC155's full-color scanning capability, you can send documents electronically to one or many recipients in a single operation. You gain the immediate benefits of electronically e-mailing and archiving your documents.



The ARDF accommodates sizes from 5.5" x 8.5" to 11" x 17", while the Bypass Tray accepts sizes up to 12" x 18". Both have a capacity of 100 sheets.



Print and/or collate banks of tabs into documents in-house with the Tab Sheet Unit.

Your Environmental Partner



Lanier continues its long-standing commitment to developing office solutions with environmentally friendly and superior energy- and supply-saving features, without compromising productivity.

Standard 100-Sheet Automatic Reversing Document Feeder

Optional Cover Interposer

Optional 3,000-Sheet Finisher

Standard 100-Sheet Bypass Tray


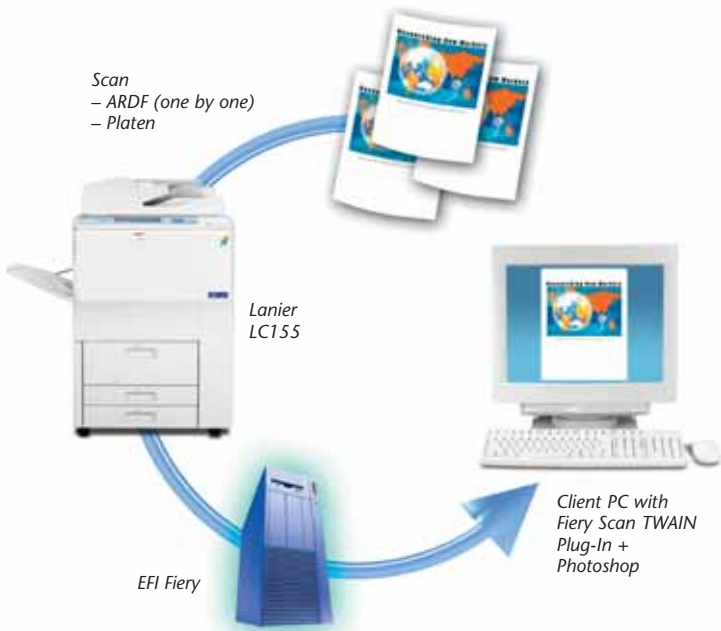
Optional 4,000-Sheet Large Capacity Tray

Standard 2 x 1,100-Sheet Tandem Paper Trays

Standard 2 x 550-Sheet Universal Paper Trays



Fieri Scan TWAIN Plug-In



The flexible paper-handling capabilities of the Lanier LC155 include stapling, hole-punching, booklet making and folding on a variety of sheet sizes, including legal, ledger and 12" x 18" (11" x 17" full bleed).

SPECIFICATIONS

MAINFRAME SPECIFICATIONS

Configuration	Console
Memory	4 x 80 GB HDD = 320 GB HDD (Shared)
Printing Process	4-drum Electrostatic Transfer System with Internal Transfer Belt and Dry Two-component Development
Output Speed	Full-Color: 55 ppm Black & White: 60 ppm
Multiple Copying	1 to 999
Warm-up Time	300 seconds
Original Scanning	Flatbed with Moving 3-line CCD Array
Fusing	Oil-less Belt Fusing System
First Copy Output Time	Full-color: 7.5 seconds Black & White: 6.5 seconds
Resolution	600 dpi
Document Feeding	100-Sheet ARDF Standard
Original Type	Sheets/Books/3D Objects
Maximum Original Size	11" x 17"
Maximum Image Area	11.69" x 18"
Standard Paper Capacity	1,100 x 2 + 550 x 2 + 100 Bypass
Optional Paper Supplies	4,000-Sheet LCT (Max. Capacity: 7,400 Sheets)
Paper Sizes/Weights	
Standard Tray 1	Paper Sizes: 8.5" x 11" Paper Weights: 14 - 34 lb. Bond
Standard Trays 2 & 3	Paper Sizes: 12" x 18"; 11" x 17"; 8.5" x 14"; 8" x 13"; 8.5" x 13"; 8.25" x 13"; 8.5" x 11"; 7.25" x 10.5"; 5.5" x 8.5" Paper Weights: 14 - 34 lb. Bond
100-Sheet Bypass Tray	Paper Sizes: 12" x 18"; 11" x 17"; 8.5" x 14"; 8" x 13"; 8.5" x 13"; 8.25" x 13"; 8.5" x 11"; 7.25" x 10.5"; 5.5" x 8.5" Paper Weights: 14 lb. Bond - 140 lb. Index
4,000-sheet LCT	Paper Sizes: 8.5" x 11" Paper Weights: 14 - 34 lb. Bond
Paper Type	Plain paper, Recycled paper, Transparencies
Duplexing	Standard
Output Tray Capacity	500 sheets

ADVANCED COPY/SCANNING FEATURES

Scanning Resolution	Default: 200 dpi User Selectable 100, 150, 200, 300, 400, 600-dpi
Scanning Speed	Full-Color: 45 spm/Black & White: 60 spm
Max. Scan Area	11" x 17"
Color Modes	Full-Color, Black & White, Auto Color Selection, Single Color, Twin Color
Original Selection	Text, Photo, Auto Text-Photo Separation, Map, Pale, Generation, Highlight Pen, Inkjet
Image Density	Automatic/Manual (9 levels)
Magnification	Auto, Preset Reduce & Enlarge, Directional, N-up
Zoom	25% - 400% in 1% increments
Preset Reduction Ratios	93%, 85%, 78%, 73%, 65%, 50%, 25%
Preset Enlargement Ratios	121%, 129%, 155%, 200%, 400%
Erase	Center, Border, Center & Border
Covers & Inserts	Front, Front & Back, Printed or Blank
Color Editing	Color Balance, Color Conversion, Color Erase
Image Editing	Repeat, Centering, Mirror, Positive/Negative
Stamping	Page Numbering, User/Date/Preset Stamps
Scan-to-Email w/LDAP	Supported
Scan-to-Mailbox	Supported
Scan-to-FTP Server	Supported
Network TWAIN Scanning	Supported

PHYSICAL SPECIFICATIONS

Dimensions (WxDxH)	29.5" x 33.5" x 41.3" (excludes standard ARDF) 656.9 lb. (includes standard ARDF)
Weight	656.9 lb. (includes standard ARDF)
Power Requirements	120V/20A, 60Hz
Power Consumption	Less than 1,920W

OPTIONS AND ACCESSORIES

E-7000 Print Controller* (Optional)	
CPU	Intel Celeron 2 GHz
Memory (Std./Max.)	512 MB
Hard Disk Drive	40 GB
Printer Languages	Adobe®PostScript®3™
Standard Interface	10/100/1000BaseTX with RJ-45
Network Protocols	TCP/IP, Novell IPX/SPX, SMB AppleTalk with auto-switching Command Workstation 4, ColorWise Pro Tools, Fiery Downloader, Fiery Scan (TWAIN plug-in, Remote Scan), Fiery FreeForm 2, Fiery WebTools, Fiery Mail Port, Fiery Printer Delete Utility
Utilities	Command Workstation 4, ColorWise Pro Tools, Fiery Downloader, Fiery Scan (TWAIN plug-in, Remote Scan), Fiery FreeForm 2, Fiery WebTools, Fiery Mail Port, Fiery Printer Delete Utility
*Interface cable and board are included in the controller package.	
E-8000 External Print Controller* (Optional)	
CPU	Intel Pentium 4 3.06 GHz
Memory (Min./Max.)	512 MB/1GB
Hard Disk Drive	80 GB
Printer Languages	Adobe®PostScript®3™
Standard Interface	10/100/1000BaseTX with RJ-45
Network Protocols	TCP/IP, Novell IPX/SPX, AppleTalk with auto-switching Command Workstation 4, ColorWise Pro Tools, Fiery Downloader, Fiery Scan (TWAIN plug-in, Remote Scan), Fiery FreeForm 2, Fiery WebTools, Fiery Mail Port, Fiery Printer Delete Utility
Utilities	Command Workstation 4, ColorWise Pro Tools, Fiery Downloader, Fiery Scan (TWAIN plug-in, Remote Scan), Fiery FreeForm 2, Fiery WebTools, Fiery Mail Port, Fiery Printer Delete Utility

*Requires Interface Kit

Automatic Reversing Document Feeder (Standard)	
Stack Capacity	100 Sheets
Original Size	5.5" x 8.5" to 11" x 17"
Original Weight	Simplex: 11 lb. - 34 lb. Bond Duplex: 14 lb. - 34 lb. Bond
Batch Mode	Supported
Mixed-Size Originals	Supported
Original Feeding Speed	Full-Color: 45-spm Black & White: 60-spm

Large Capacity Tray* (Optional)	
Paper Capacity	4,000 sheets (Letter) 2,500 sheets (Legal)**
Acceptable Paper Sizes	8.5" x 11", 8.5" x 14"***
Acceptable Paper Weights	14 lb. - 34 lb. Bond

*Requires LCT Adapter

**Requires Legal size conversion kit

9-Bin Mailbox* (Optional)	
Number of Bins	9
Stack Capacity per Bin	100 sheets
Acceptable Paper Sizes	5.5" x 8.5" to 11" x 17"
Acceptable Paper Weights	14 lb. - 34 lb. Bond

*Cannot be used with SR842 Finisher or Interposer.

Cover Interposer Tray (Optional)	
Stack Capacity	200 sheets
Acceptable Paper Sizes	5.5" x 8.5" to 11" x 17"
Acceptable Paper Weights	17 lb. Bond - 110 lb. Index

SR842 3,000-sheet Finisher w/100-sheet Stapling*	
Number of Trays	2
Acceptable Paper Sizes	5.5" x 8.5" to 11" x 17"
Acceptable Paper Weights	14 lb. Bond - 140 lb. Index
Stacking Capacity	
Proof Tray	500 sheets (8.5" x 11" or smaller) 250 sheets (8.5" x 14" or larger) 3,000 sheets (8.5" x 11" or smaller) 1,500 sheets (8.5" x 14" or larger)
Shift Tray	

Staple Capacity	Up to 100 pages per set (8.5" x 11" or smaller) Up to 50 sheets per set (8.5" x 14" or larger)
Staple Paper Size	8.5" x 11" to 11" x 17"
Staple Paper Weight	17 lb. - 20 lb. Bond
Staple Positions	Top, Bottom, 2 Staples, Top Slant
Finisher Accessories	Finisher Adapter Hole Punch Unit Jogger Option

*Requires Finisher Adapter

SR970 3,000-sheet Finisher w/50-sheet Stapling (Optional)	
Number of Trays	2
Acceptable Paper Sizes	5.5" x 8.5" to 12" x 18"
Acceptable Paper Weights	14 lb. Bond - 140 lb. Index
Stacking Capacity	
Proof Tray	250 sheets (8.5" x 11" or smaller) 50 sheets (8.5" x 14" or larger)
Shift Tray	3,000 sheets (8.5" x 11" or smaller) 1,500 sheets (8.5" x 14" or larger)
Staple Capacity	Up to 50 pages per set (8.5" x 11" or smaller) Up to 30 sheets per set (8.5" x 14" or larger)
Staple Paper Size	8.5" x 11" to 11" x 17"
Staple Paper Weight	17 lb. - 28 lb. Bond
Staple Positions	Top, Bottom, 2 Staples, Top Slant
Finisher Accessories	Hole-Punch Unit Jogger Option

SR4000 2,000-sheet Finisher w/Saddle Stitch Stapling (Optional)	
Number of Trays	2
Acceptable Paper Sizes	5.5" x 8.5" to 12" x 18"
Acceptable Paper Weights	14 lb. Bond - 140 lb. Index
Stacking Capacity	
Proof Tray	250 sheets (8.5" x 11" or smaller) 50 sheets (8.5" x 14" or larger)
Shift Tray	2,000 sheets (8.5" x 11" or smaller) 1,000 sheets (8.5" x 14" or larger)
Staple Capacity	Up to 50 pages per set (8.5" x 11" or smaller) Up to 30 sheets per set (8.5" x 14" or larger)

Staple Paper Size	8.5" x 11" to 12" x 18"
Staple Paper Weight	17 lb. - 28 lb. Bond
Staple Positions	Top, Bottom, 2 Staples, Top Slant, Saddle-Stitch
Saddle Stitch Paper Size	8.5" x 11", 8.5" x 14", 11" x 17", 12" x 18" SEF
Finisher Accessories	Hole-Punch Unit Jogger Option

Other Optional Accessories

If one of the Finishers is not selected, the Copy Tray is required.

- Copy Tray
- Legal Tray for LCT
- Tab Sheet Unit
- 11" x 17" Tandem Tray Converter
- Copy Connector Type 3260
- HDD Data Overwrite Unit Type C

SUPPLIES

Black Toner Cartridge	36K output/cartridge (LTR 5% coverage)
Cyan Toner Cartridge	18K output/cartridge (LTR 5% coverage)
Magenta Toner Cartridge	18K output/cartridge (LTR 5% coverage)
Yellow Toner Cartridge	18K output/cartridge (LTR 5% coverage)
Staple for 100-Sheet Stapler	5,000 per cartridge
Staple for 50-Sheet Stapler	5,000 per cartridge
Staple for Saddle Stitch Stapler	2,000 per cartridge

